



MASONITE.
DOORS



**WOOD
DOORS**



MASONITE® DOORS

Masonite is committed to delivering unsurpassed performance in interior and exterior doors and glass products. We provide much more than a door; we deliver a total experience, giving you a complete line of products, services and support tools designed to enhance curb appeal and the interior aesthetics of a home.

We are your leading source for the latest trend insights and design ideas, delivering distinctive doors that complement any style and personal taste. From the classic lines of our Artisan collection to the open, airy feel of our French doors, we offer a breadth of wood doors to meet any design, performance and material need. It's never been easier to find the perfect door for your home.





Authentic look. Classic warmth.

FINELY CRAFTED WOOD DOORS

Beautiful Inside & Out // 02

How to Choose Your Wood Door // 04

Wood Door Collections // 06

Wood Options // 08

Glass // 10

Le Chateau // 12

Artisan // 36

French // 42

Louver Doors & Bifolds // 48

Sidelites & Transoms // 52

Torrefied Premium Wood Doors // 54

Panel & Sticking // 56

Design Details // 57

Performance Options // 58

Warranty Summary // 59

Finishing // 60

Beautiful Inside & Out

CARRY WELL-CRAFTED STYLE THROUGHOUT THE ENTIRE HOME



Boost curb appeal and elevate any interior space with finely crafted wood doors available in an impressive array of species, either stain-grade or paintable. Maximize natural light with our Artisan and French door collections, featuring more than 24 glass options; or choose from unique panel options in our Le Chateau series. Add a transom or sidelites to enhance any entryway or opt for louver doors where airflow is key. Masonite wood doors deliver a beautiful, high-performance solution for any need.



▶ Exterior Door: C55 with Glazing / 5 Panelite
Species: Mahogany / Stain: Cherry Medium / Glass: Clear

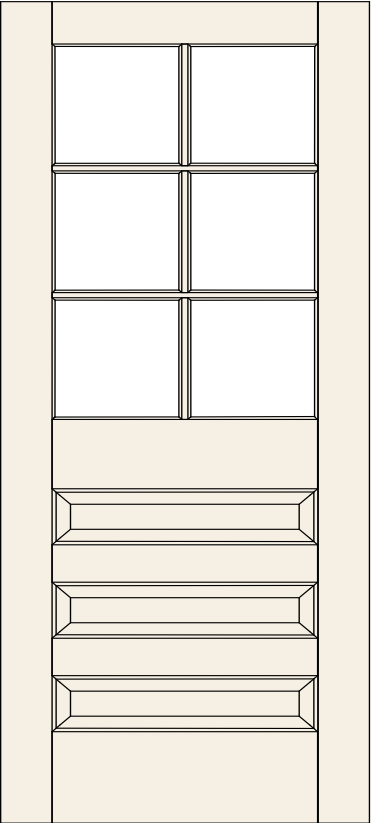
▶ Interior Door: C55 / Species: Mahogany / Stain: Cherry Medium

▶ Door: C35 / Species: Maple Torrefied / Stain: Cherry Medium

4 Simple Steps to Choose Your Door

1

CHOOSE A DESIGN



Door # 618 Shown

2

SELECT THE WOOD



Shown in Cherry

3

SELECT THE GLASS



Shown with Clear Glass

MULTIPLE SPECIES AVAILABLE



FIR WALNUT PINE

See page 8 for all options

MULTIPLE GLASS AVAILABLE



CROSS REED AUSTIN SCREEN

See page 12 for all options



Customize Your Door

Design the perfect door! See some of our most popular customization options below.

SMART SOLUTIONS FOR ANY APPLICATION

From built-in mirrors to chalkboards, Masonite offers options to enhance the look, feel and functionality of any wood door.

4

SELECT PANEL & STICKING



Ovolo Sticking with Single-hip raised panel Shown

MULTIPLE VARIATIONS AVAILABLE



RAISED PANEL



FLAT PANEL



DOUBLE-HIP

See page 56 for all options



C22 Door / 1505 Mirror

THE PERFECT FIT FOR YOUR HOME

Customize the size of your door to easily accommodate oversized openings.



C35 Knotty Alder Custom

DETAILS TO SUIT ANY STYLE

Add unique design characteristics like a custom arched rail to complement architectural features.



C35 Knotty Alder Custom

Wood Door Collections

BENEFITS AT A GLANCE

Our dedication to superior craftsmanship allows us to deliver unsurpassed quality and value in exterior and interior doors. We offer a comprehensive selection of door styles, species and decorative glass options—all crafted with exacting attention to detail.

LE CHATEAU



- ▶ Explore the possibilities with a panel collection that embodies the unmistakable elegance of an authentic wood door.
- ▶ Panels can be replaced with your choice of glass to let natural light shine through.

ARTISAN



- ▶ Celebrate traditional craftsmanship with warmth and simplicity.
- ▶ Choose from our panel and glass combinations to create a look that blends seamlessly with its surroundings.

FRENCH DOORS



- ▶ Fill your home with natural light and create seamless transitions between rooms.
- ▶ Our doors feature a crisp, clean appearance that brightens any space.

HAVE IT ALL WITHOUT COMPROMISE

TORREFACTION FOR EXTERIOR WOOD DOORS

LOUVERS



- ▶ Add visual interest and increase airflow between rooms.
- ▶ Coordinating bifolds offer the perfect solution when space is limited.

We stop at nothing to deliver a better door. Our torrefied wood doors have been specially treated with an all-natural, chemical-free process to provide years of superior performance and beauty.

- ▶ Built to resist **WARPING, TWISTING, ROTTING AND DELAMINATION.**
- ▶ Backed by a **20-YEAR WARRANTY.**
- ▶ Available in **PREMIUM WOOD SPECIES.**
- ▶ Customizable **GLASS AND PANEL DESIGNS.**

Discover more advantages of our
Torrefied Species Upgrades
on page 54.

Wood Options

From the rich elegance of walnut to the rustic charm of knotty pine, we have the wood species to achieve the look that defines your style. Choose from 19 stain-grade species or expand your options by having your door primed and ready to paint.





Glass

Crystal-clear, opaque, patterned or plain, the glass you choose should be a reflection of your personal taste. We offer the widest array of glazing options in the industry, making it easy to achieve the look and level of privacy you desire.



CLEAR



BRONZE TINT



GREY TINT *



FLEMISH



WARWICK



WATERGLASS*



EVERGLADE



MASTER CARRÉ *



MINSTER



CLASSIC AQUATEX



HAMMERED



MORISCO



NARROW REED



CROSS REED



MAYFLOWER

MANY DESIGNS ARE AVAILABLE WITH BEVELING, INSULATED GLASS (IG) AND LOW-E OPTIONS.



GLUE CHIP

7



BAMBOO *

7



RAIN

8



DELTA FROST

8



AUSTIN

8



OBSCURED (PEARL)

9



FROSTED

9



SATIN ETCHED (PEARL)

9



SCREEN *

9



WHITE LAMINATE *

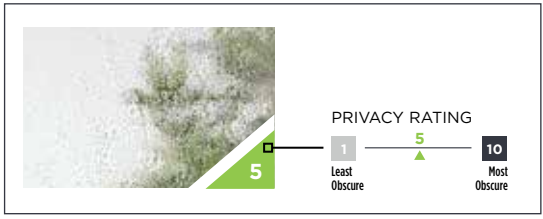
9



MIRROR *

10

PRIVACY RATING GUIDE







Le Chateau



▶ Door: C30 / Species: Mahogany / Stain: Clear

▶ Door: C30
Species: Knotty Alder / Stain: Clear

DESIGNS

1-3 Panels	14
4 Panels	20
5 Panels	26
6 or More Panels	30



► Door: C33 / Species: Fir Torrefied / Stain: Golden Oak

1-3 Panel Designs

Front: C22 Door (Open)



▶ Door: C22 / Species: Maple / Stain: Fruitwood

Back: 1501 Mirror Door (Closed)



▶ Door: C22 / Species: Maple / Stain: Fruitwood



▶ Maple



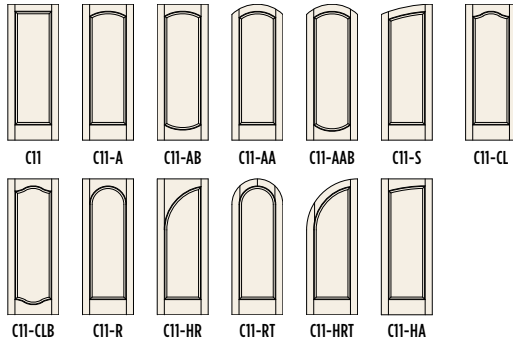
▶ Door: C11 / Species: Primed with Chalkboard / Paint: Warm Gray

1-3 Panel Designs



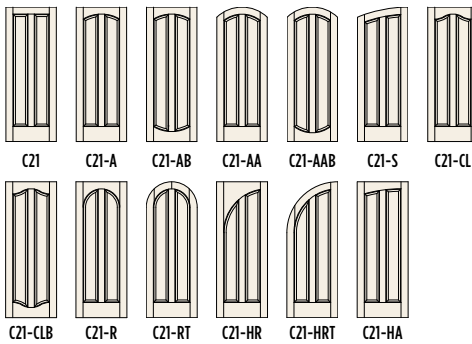
C11 FIR

1 PANEL



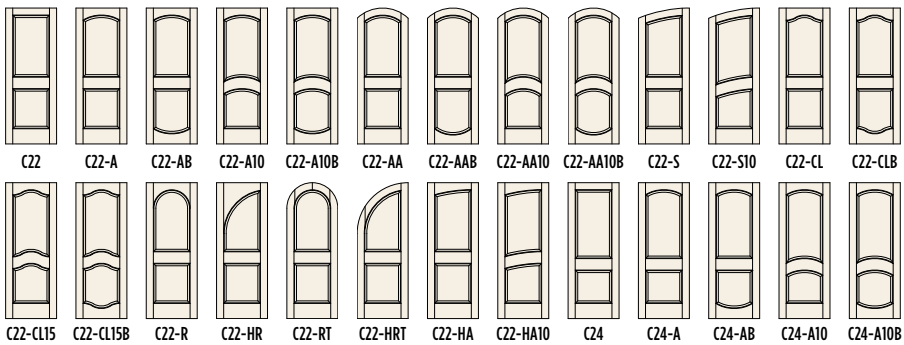
C21 PINE

2 PANEL VERTICAL



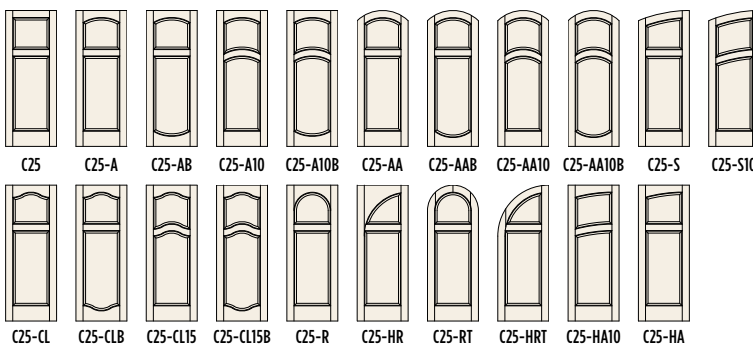
C22 KNOTTY ALDER

2 PANEL TRADITIONAL



C25 POPLAR

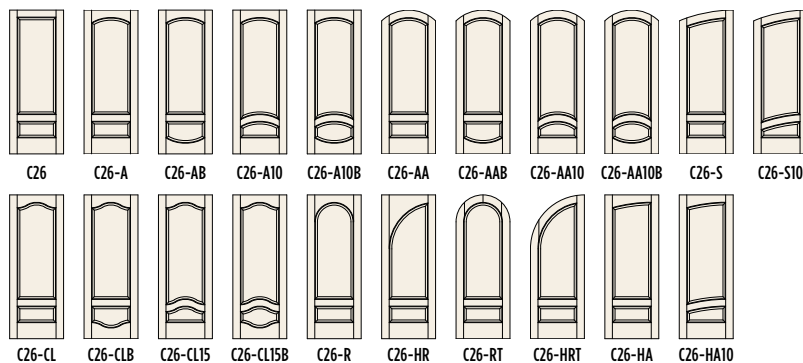
2 PANEL MISSION





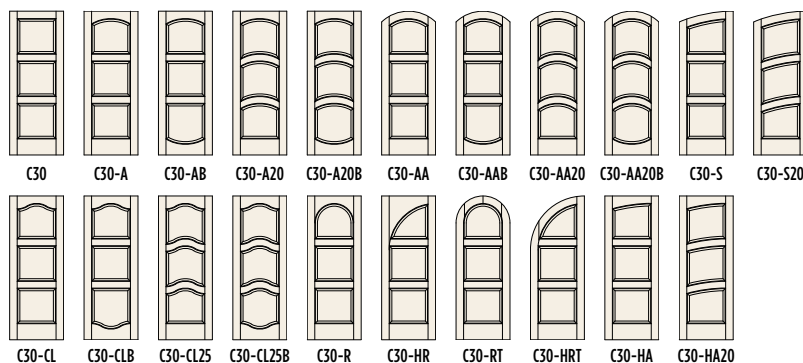
C26 CHERRY

2 PANEL ALTERNATE



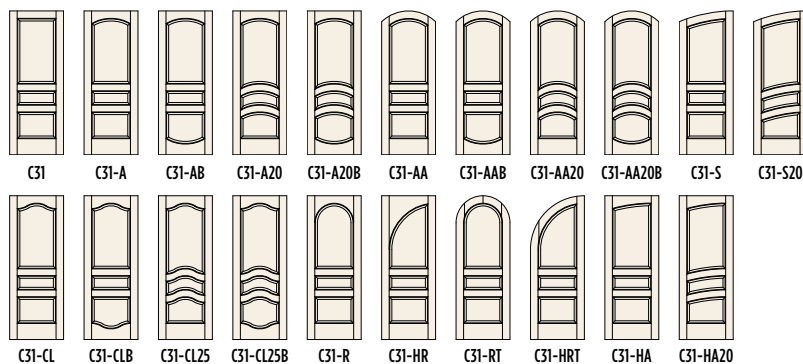
C30 MAPLE

3 PANEL EQUAL



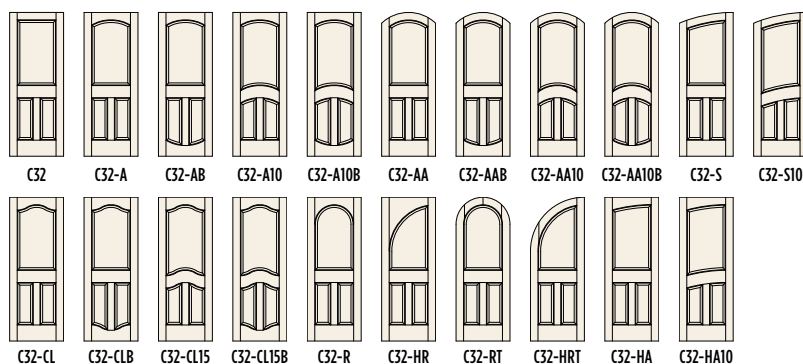
C31 RED OAK

3 PANEL TRADITIONAL



C32 FIR

3 PANEL ALTERNATE 1

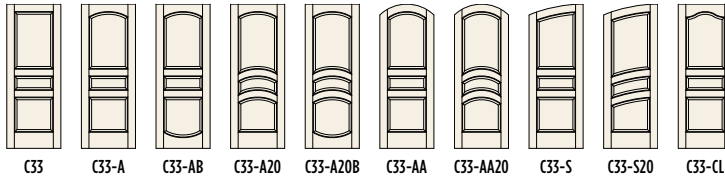


1-3 Panel Designs



C33 RED OAK

3 PANEL ALTERNATE 2



C33 C33-A C33-AB C33-A20 C33-A20B C33-AA C33-AA20 C33-S C33-S20 C33-CL

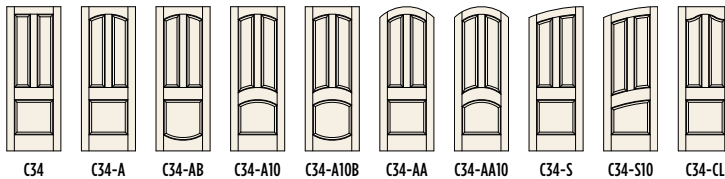


C33-CLB C33-CL25 C33-CL25B C33-R C33-HR C33-RT C33-HA C33-HRT C33-HA20



C34 POPLAR

3 PANEL ALTERNATE 3



C34 C34-A C34-AB C34-A10 C34-A10B C34-AA C34-AA10 C34-S C34-S10 C34-CL

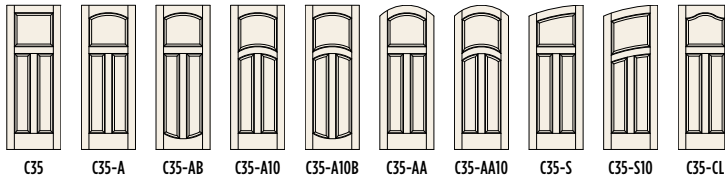


C34-CLB C34-CL15 C34-CL15B C34-R C34-HR C34-RT C34-HRT C34-HA C34-HA10




C35 CHERRY

3 PANEL MISSION



C35 C35-A C35-AB C35-A10 C35-A10B C35-AA C35-AA10 C35-S C35-S10 C35-CL

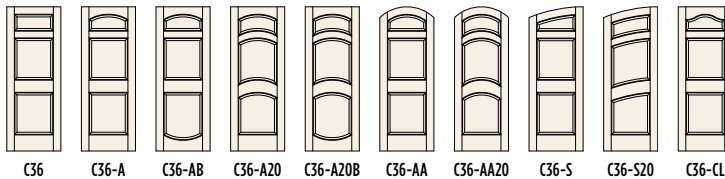


C35-CLB C35-CL15 C35-CL15B C35-R C35-HR C35-RT C35-HRT C35-HA C35-HA10




C36 FIR

3 PANEL ALTERNATE 4



C36 C36-A C36-AB C36-A20 C36-A20B C36-AA C36-AA20 C36-S C36-S20 C36-CL

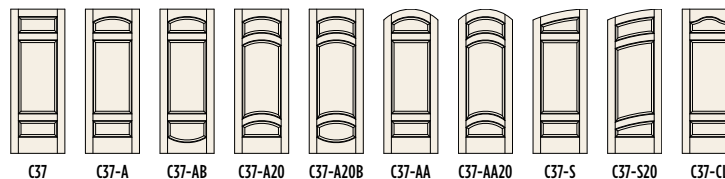


C36-CLB C36-CL25 C36-CL25B C36-R C36-HR C36-RT C36-HRT C36-HA C36-HA20

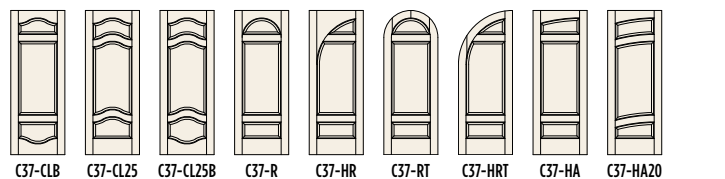


C37 PINE

3 PANEL ALTERNATE 6



C37 C37-A C37-AB C37-A20 C37-A20B C37-AA C37-AA20 C37-S C37-S20 C37-CL

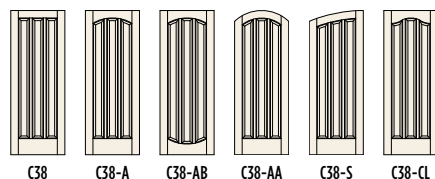


C37-CLB C37-CL25 C37-CL25B C37-R C37-HR C37-RT C37-HRT C37-HA C37-HA20

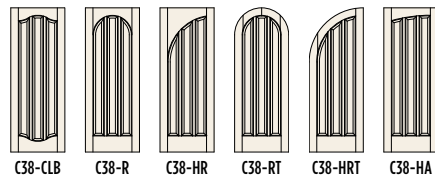


C38 MAPLE

3 PANEL VERTICAL



C38 C38-A C38-AB C38-AA C38-S C38-CL

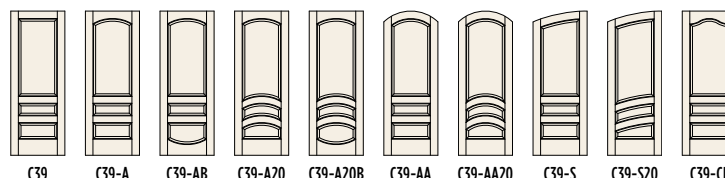


C38-CLB C38-R C38-HR C38-RT C38-HRT C38-HA




C39 MAHOGANY

3 PANEL ALTERNATE 5



C39 C39-A C39-AB C39-A20 C39-A20B C39-AA C39-AA20 C39-S C39-S20 C39-CL




C39-CLB C39-CL25 C39-CL25B C39-HR C39-R C39-RT C39-HRT C39-HA C39-HA20



Door: C40 / Species: Mahogany Torrefied / Stain: Walnut Dark

4 Panel Designs

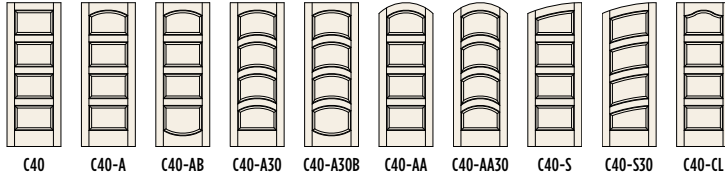


4 Panel Designs




C40 CHERRY

4 PANEL EQUAL



C40 C40-A C40-AB C40-A30 C40-A30B C40-AA C40-AA30 C40-S C40-S30 C40-CL

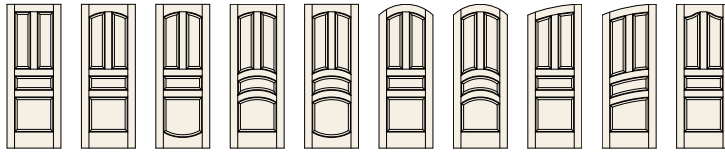


C40-CLB C40-CL35 C40-CL35B C40-R C40-HR C40-RT C40-HRT C40-HA C40-HA30



C41 MAPLE

4 PANEL ALTERNATE 1



C41 C41-A C41-AB C41-A20 C41-A20B C41-AA C41-AA20 C41-S C41-S20 C41-CL

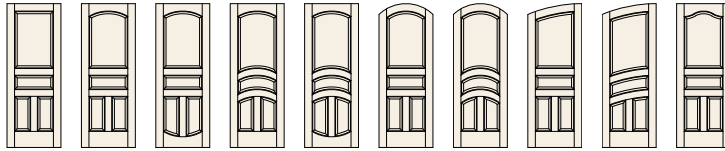


C41-CLB C41-CL25 C41-CL25B C41-R C41-HR C41-RT C41-HRT C41-HA C41-HA20




C411 PINE

4 PANEL ALTERNATE 2



C411 C411-A C411-AB C411-A20 C411-A20B C411-AA C411-AA20 C411-S C411-S20 C411-CL

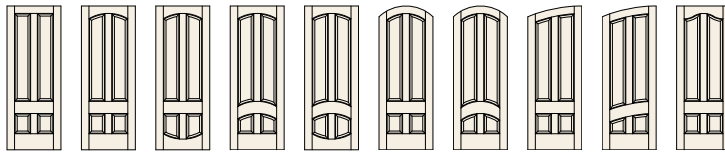


C411-CLB C411-CL25 C411-CL25B C411-R C411-HR C411-RT C411-HRT C411-HA C411-HA20




C42 CHERRY

4 PANEL ALTERNATE 3



C42 C42-A C42-AB C42-A10 C42-A10B C42-AA C42-AA10 C42-S C42-S10 C42-CL

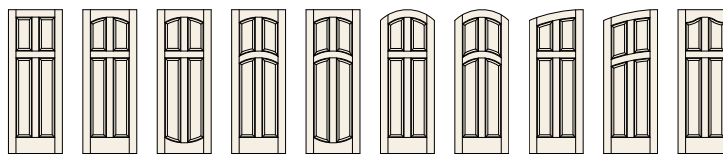


C42-CLB C42-CL15 C42-CL15B C42-R C42-HR C42-RT C42-HRT C42-HA C42-HA10




C422 KNOTTY PINE

4 PANEL ALTERNATE 4



C422 C422-A C422-AB C422-A10 C422-A10B C422-AA C422-AA10 C422-S C422-S10 C422-CL

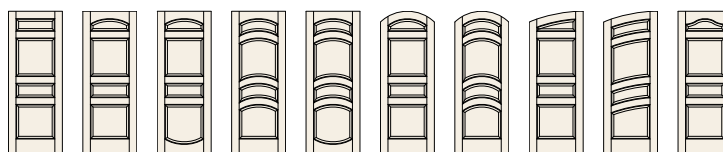


C422-CLB C422-CL15 C422-CL15B C422-R C422-HR C422-RT C422-HRT C422-HA C422-HA10




C43 MAHOGANY

4 PANEL ALTERNATE 5



C43 C43-A C43-AB C43-A30 C43-A30B C43-AA C43-AA30 C43-S C43-S30 C43-CL

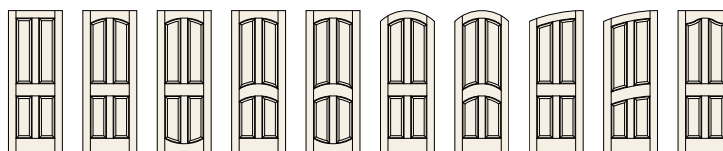


C43-CLB C43-CL35 C43-CL35B C43-R C43-HR C43-RT C43-HRT C43-HA C43-HA30




C44 PINE

4 PANEL TRADITIONAL



C44 C44-A C44-AB C44-A10 C44-A10B C44-AA C44-AA10 C44-S C44-S10 C44-CL

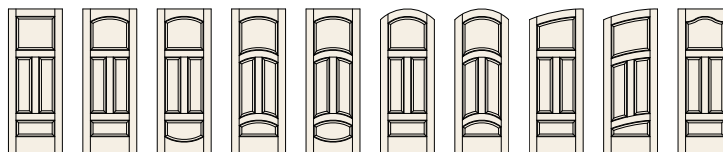


C44-CLB C44-CL15 C44-CL15B C44-R C44-HR C44-RT C44-HRT C44-HA C44-HA10




C45 RED OAK

4 PANEL ALTERNATE 6



C45 C45-A C45-AB C45-A20 C45-A20B C45-AA C45-AA20 C45-S C45-S20 C45-CL



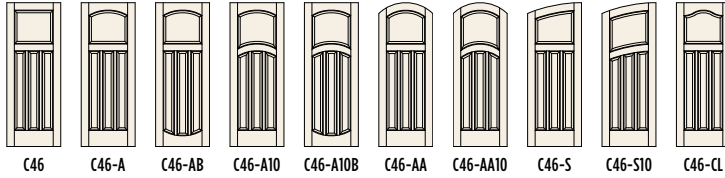
C45-CLB C45-CL25 C45-CL25B C45-R C45-HR C45-RT C45-HRT C45-HA C45-HA20

4 Panel Designs



C46 POPLAR

4 PANEL MISSION



C46 C46-A C46-AB C46-A10 C46-A10B C46-AA C46-AA10 C46-S C46-S10 C46-CL

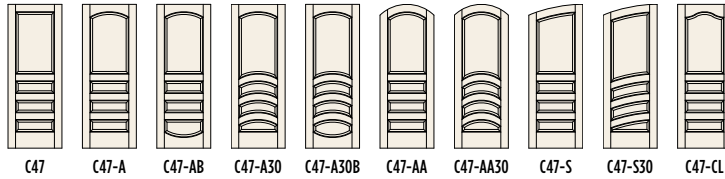


C46-CLB C46-CL15 C46-CL15B C46-R C46-HR C46-RT C46-HRT C46-HA C46-HA10

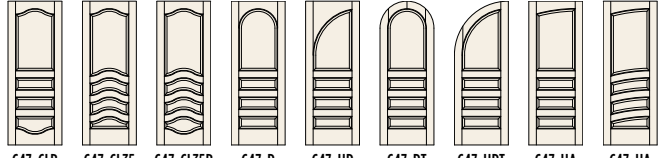


C47 FIR

4 PANEL ALTERNATE 7



C47 C47-A C47-AB C47-A30 C47-A30B C47-AA C47-AA30 C47-S C47-S30 C47-CL

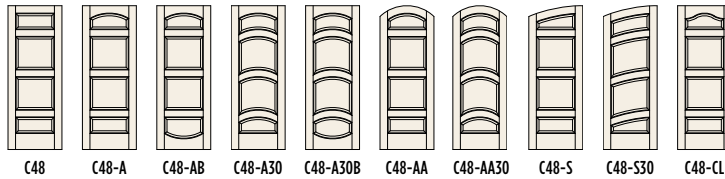


C47-CLB C47-CL35 C47-CL35B C47-R C47-HR C47-RT C47-HRT C47-HA C47-HA




C48 POPLAR

4 PANEL ALTERNATE 8



C48 C48-A C48-AB C48-A30 C48-A30B C48-AA C48-AA30 C48-S C48-S30 C48-CL

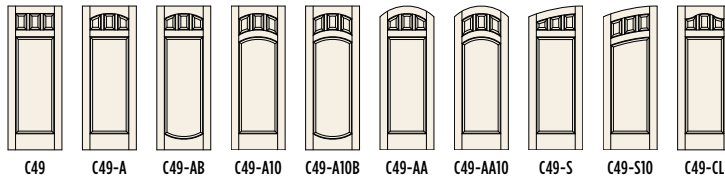


C48-CLB C48-CL35 C48-CL35B C48-R C48-HR C48-RT C48-HRT C48-HA C48-HA30




C49 MAHOGANY

4 PANEL ALTERNATE 9



C49 C49-A C49-AB C49-A10 C49-A10B C49-AA C49-AA10 C49-S C49-S10 C49-CL



C49-CLB C49-CL15 C49-CL15B C49-R C49-HR C49-RT C49-HRT C49-HA C49-HA10





LE CHATEAU

ARTISAN

FRENCH

LOUVERS & BIFOLDS



Door: C48
Species: Maple Torrefied



Door: C52 / Species: Maple Torrefied



5 Panel Designs

LE CHATEAU


ARTISAN

FRENCH

LOUVERS & BIFOLDS



▶ Door: C55 / Species: Primed / Color: White



▶ Oak



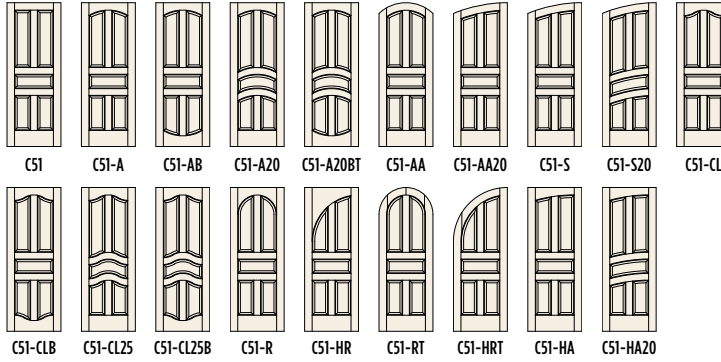
▶ Door: C53 / Species: Pine / Stain: Teak Natural

5 Panel Designs



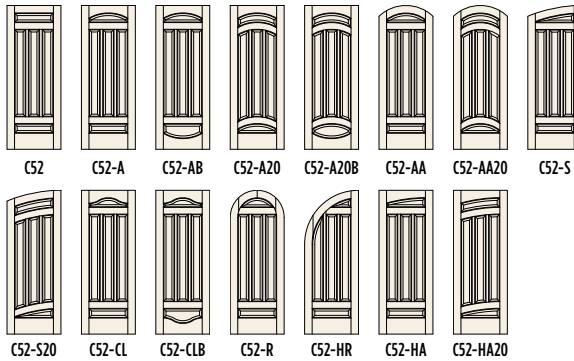
C51 KNOTTY ALDER

5 PANEL TRADITIONAL



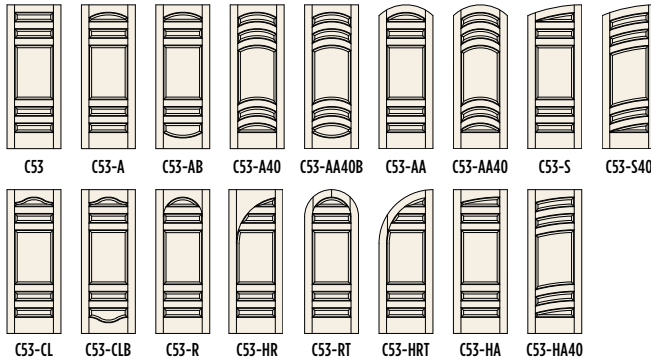
C52 PINE

5 PANEL ALTERNATE 1



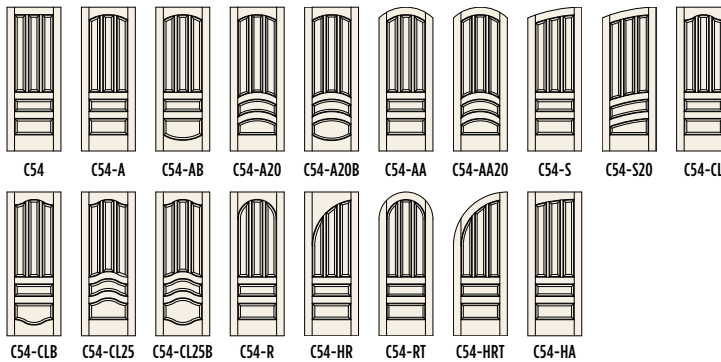
C53 RED OAK


5 PANEL ALTERNATE 2



C54 MAHOGANY

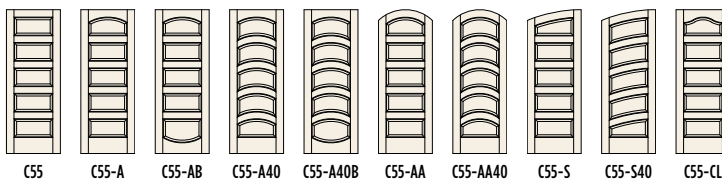
5 PANEL ALTERNATE 3






C55 FIR

5 PANEL HORIZONTAL



C55 C55-A C55-AB C55-A40 C55-A40B C55-AA C55-AA40 C55-S C55-S40 C55-CL

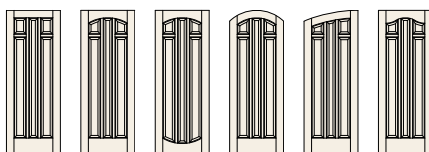


C55-CLB C55-CL45 C55-CL45B C55-R C55-HR C55-RT C55-HRT C55-HA C55-HA40




C56 CHERRY

5 PANEL ALTERNATE 4



C56 C56-A C56-AB C56-AA C56-S C56-CL

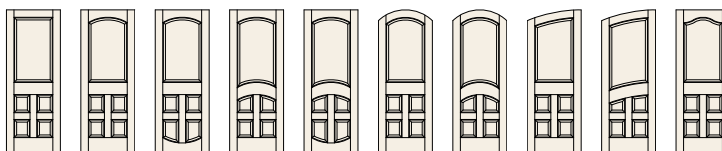


C56-CLB C56-R C56-HR C56-RT C56-HA




C57 POPLAR

5 PANEL ALTERNATE 5



C57 C57-A C57-AB C57-A10 C57-A10B C57-AA C57-AA10 C57-S C57-S10 C57-CL



C57-CLB C57-CL15 C57-CL15B C57-R C57-HR C57-RT C57-HRT C57-HA C57-HA10



▶ Door: C88 / Species: Mahogany / Stain: Fruitwood Medium




6 or More Panel Designs

LE CHATEAU

ARTISAN

FRENCH

LOUVERS & BIFOLDS



▶ Door: C88 / Species: Primed / Paint: White



▶ Fir



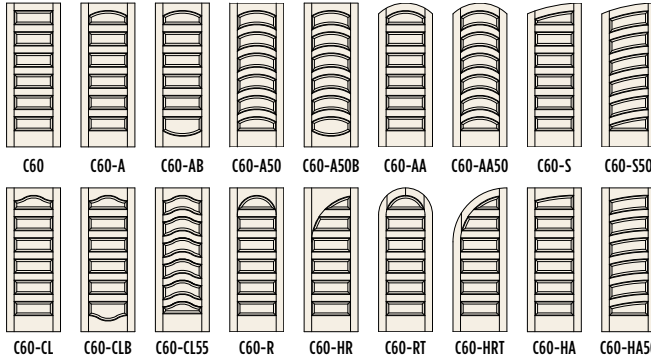
▶ Door: C60 / Species: Fir / Stain: Custom

6 or More Panel Designs



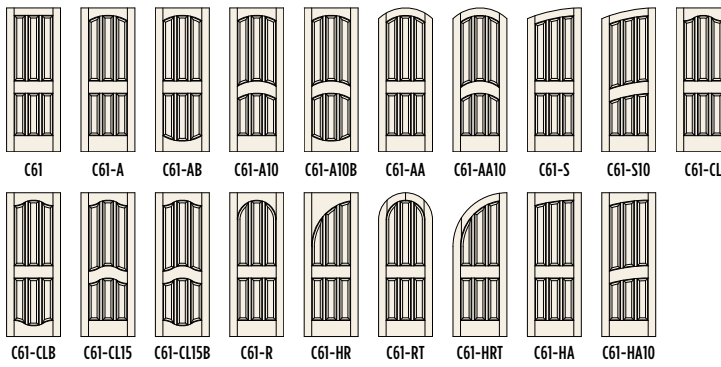
C60 MAHOGANY

6 PANEL HORIZONTAL



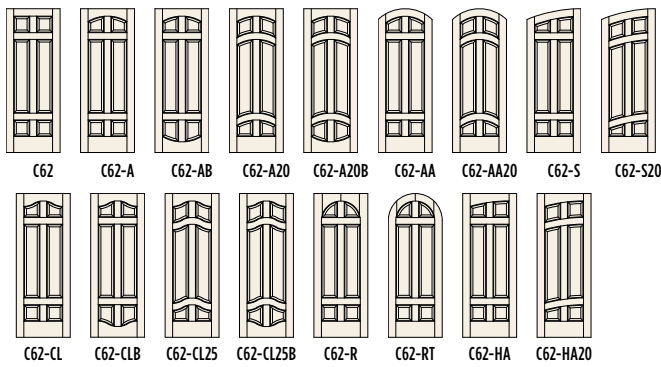
C61 PINE

6 PANEL VERTICAL



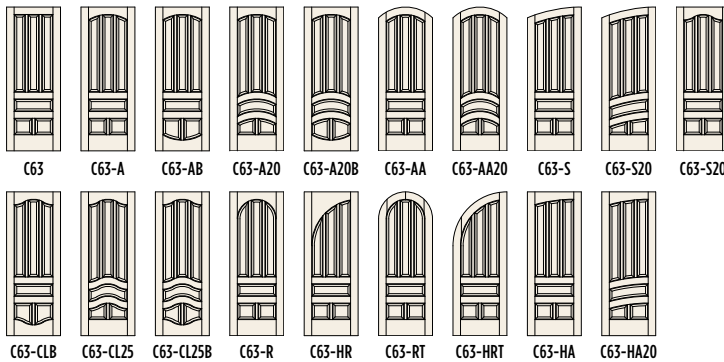
C62 KNOTTY ALDER

6 PANEL ALTERNATE 1



C63 FIR

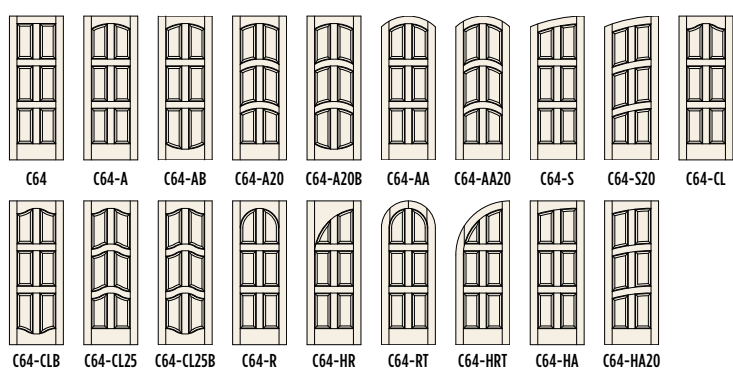
6 PANEL ALTERNATE 2





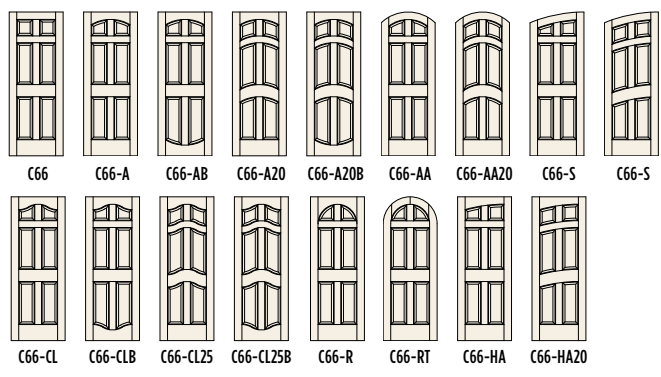
C64 MAPLE

6 PANEL ALTERNATE 3



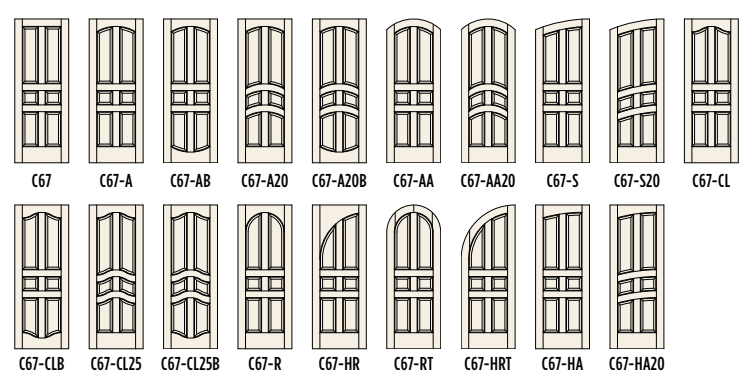
C66 RED OAK

6 PANEL TRADITIONAL



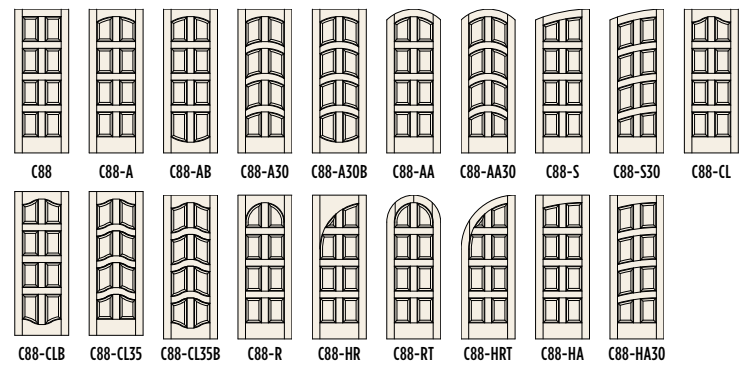
C67 KNOTTY PINE

6 PANEL ALTERNATE 4



C88 CHERRY

8 PANEL



6 or More Panel Design

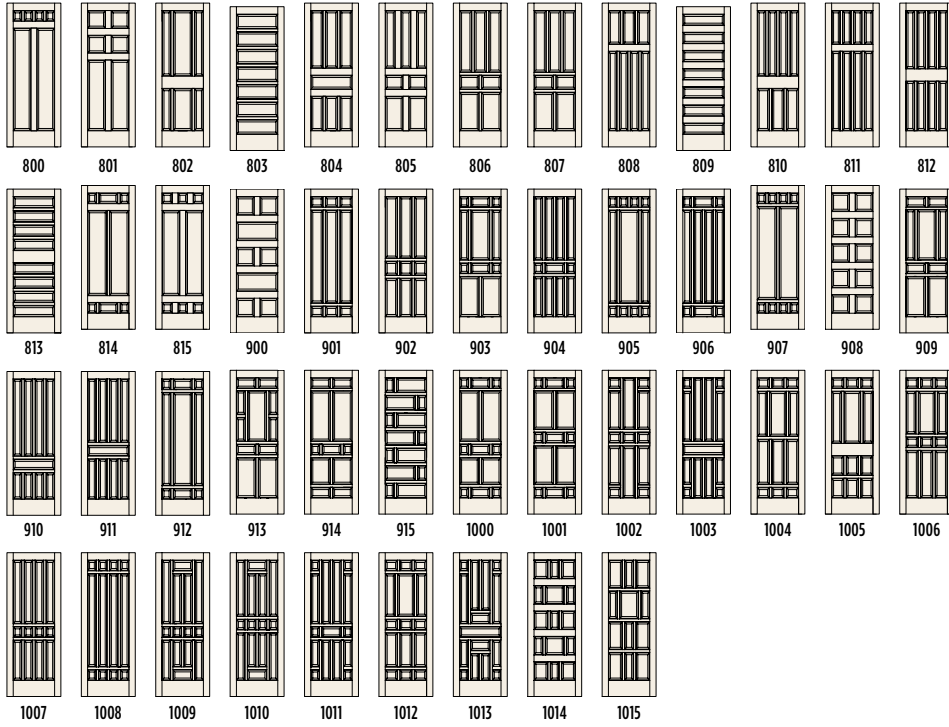


800 MAHOGANY



908 FIR

OTHER DESIGNS





LE CHATEAU

ARTISAN

FRENCH

LOUVERS & BIFOLDS



► Door: 915 / Stain: Custom / Glass: Clear and Bronze Tint





LE CHATEAU

ARTISAN

FRENCH

LOUVERS & BIFOLDS

Artisan



► Door: 2622 / Species: Knotty Alder / Finish: Early American Light / Glass: Clear
Door: 504 / Species: Knotty Alder / Finish: Early American Light / Glass: Clear

► Door: 506 / Species: Hemlock / Stain: Clear / Glass: Clear



► Door: 506 / Species: Pine / Stain: Cherry Medium



Artisan Designs

LE CHATEAU

ARTISAN

FRENCH

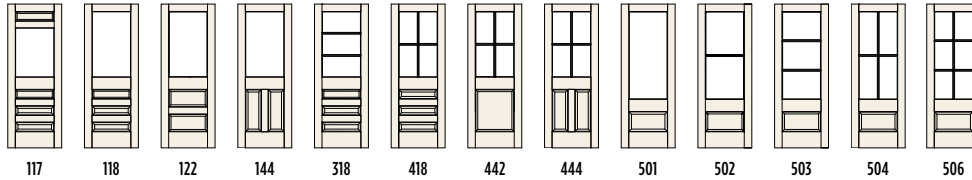
LOUVERS & BIFOLDS



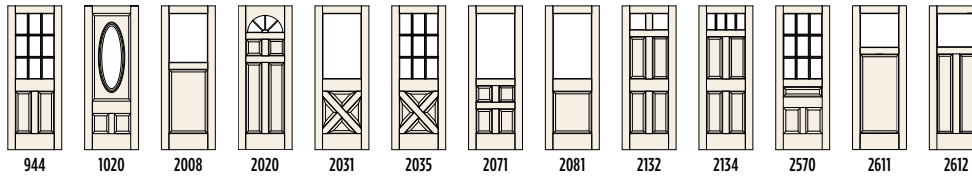
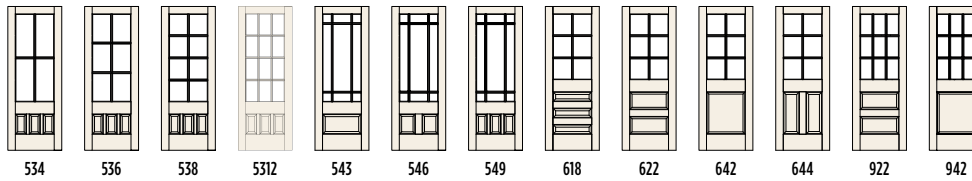
Artisan Designs




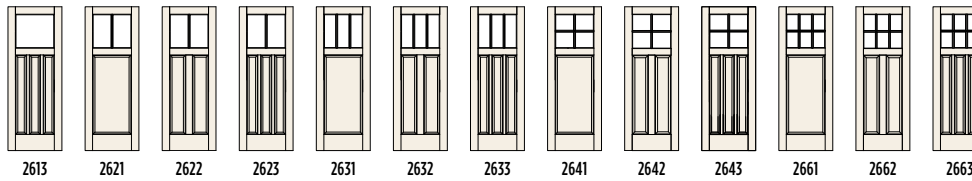
543 MAPLE



618 CHERRY



2662 KNOTTY ALDER





▶ Door: 2641 / Species: Pine / Stain: Fruitwood



LE CHATEAU

ARTISAN

FRENCH

LOUVERS & BIFOLDS





LE CHATEAU

ARTISAN

FRENCH

LOUVERS & BIFOLDS

French



► Door: 1510 / Species: Primed / Paint: Ultra Bright White / Glass: Clear



► Door: 1510 / Species: Primed / Paint: White



Door: 1515 / Species: Fir / Stain: Early American Light



French Designs

LE CHATEAU

ARTISAN

FRENCH

LOUVERS & BIFOLDS



▶ Door: 1510 / Species: Primed / Paint: White




▶ Satin Etched (Pearl)

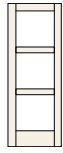


▶ Door: C30 w/ Glazing / 3 Panelite. / Species: Primed / Paint: Ultra Bright White

French Designs



C55 W/ GLAZING POPLAR



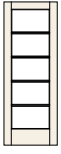
C30 W/ GLAZING
3 PANELITE.



1503




C40 W/ GLAZING
3 PANELITE.



1505



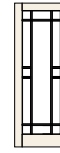
C55 W/ GLAZING
3 PANELITE.



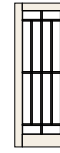
1509 FIR



1509




1513




1529



1523



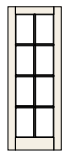
1514



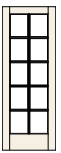
1596



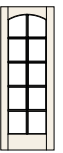
1510 MAHOGANY



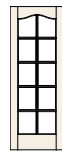
1508



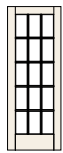
1510



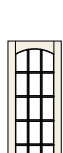
1510A



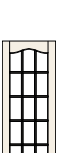
1510C



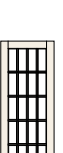
1515



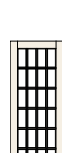
1515A



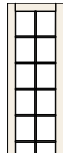
1515C



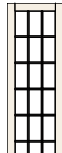
1520



1524



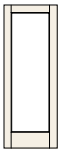
1512



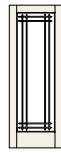
1518



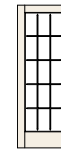
5001 CHERRY



5001



1509-V-GROOVE



1515-V-GROOVE OR
W/ CAMING OPTIONS

CAMING OPTIONS



PEWTER



GOLD



SILVER



WINE CELLAR



PANTRY



LAUNDRY



MIRROR





► Door: 5001 / Species: Mahogany / Glass: Clear



LE CHATEAU

ARTISAN

FRENCH

LOUVERS & BIFOLDS





LE CHATEAU

ARTISAN

FRENCH

LOUVERS & BIFOLDS

Louver

DOORS & BIFOLDS



▶ Door: Plantation Louver over Louver / Paint: Ultra Bright White

▶ Door: Louver over Louver / Stain: Early American Medium



► Door: Plantation Louver over Louver bifold and Plantation Louver over panel / Species: Pine / Stain: Teak Natural



Louver Designs & Bifold

LE CHATEAU

ARTISAN

FRENCH

LOUVERS & BIFOLDS



LOUVER OVER LOUVER
Shown in Primed with Plantation slats



LOUVER OVER PANEL
Shown in Pine with Plantation slats



PANEL OVER LOUVER
Shown in Primed with Standard slats



FULL LOUVER
Shown in Pine with Standard slats



LOUVER OVER LOUVER BIFOLD
Shown in Primed with Plantation slats



LOUVER OVER PANEL BIFOLD
Shown in Pine with Plantation slats



PANEL OVER LOUVER BIFOLD
Shown in Primed with Standard slats



FULL LOUVER BIFOLD
Shown in Pine with Standard slats



► Door: 2633 / Sidelite: 1761 / Transom: T51 / Species: Fir / Stain: Early American Medium

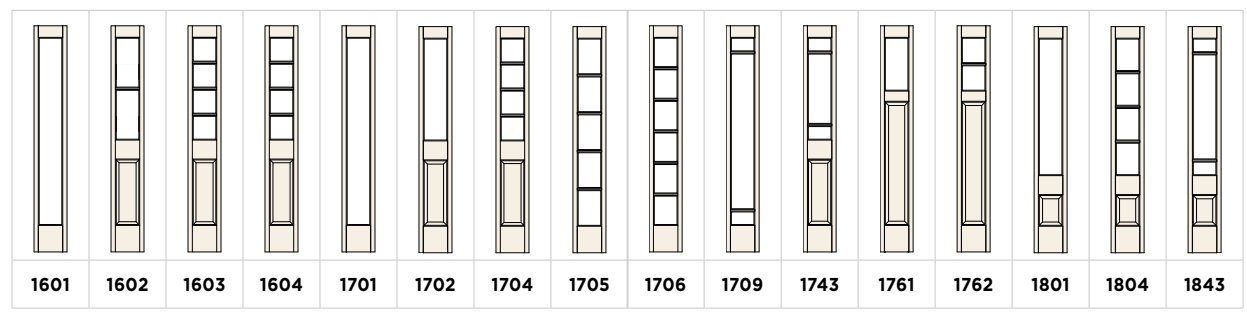
Sidelites & Transoms



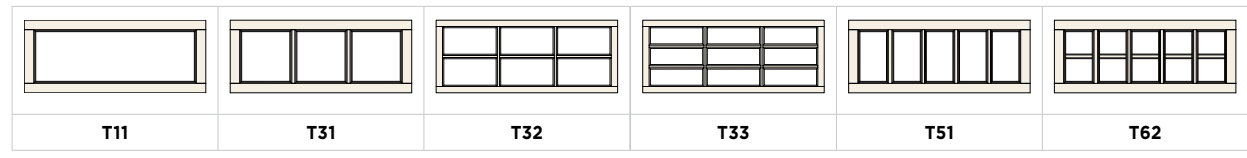
► Door: 2633 / Species: Fir / Transom: T31 / Glass: Clear



SIDELITES



TRANSOMS



► Custom transom designs are also available

TORREFIED

Premium Exterior Wood Doors

Design the perfect fit for your home with Masonite's Torrefied Collection. These premium exterior wood doors let you have it all without compromise. Our one-of-a-kind, handcrafted, solid wood doors have the highest levels of performance in the market. We're so confident that we back each wood door with a 20-year limited warranty without an overhang requirement! **Design your perfect door with hundreds of unique panel and glass options.**



A 20-Year Warranty That's as Durable as Time

Built to withstand the most severe conditions, every torrefied premium exterior wood door carries a 20-year guarantee against warping, twisting, rotting and delamination.

<https://residential.masonite.com/learn/warranty-information/>

Designed to Perform

We stop at nothing to design a better door. Masonite's Torrefied premium exterior doors continue to revolutionize the industry with unparalleled performance. With no overhang required, our doors are designed to withstand the harshest conditions from direct sunlight to extreme cold.

Completely Unique

If you can dream it, it can be designed with wood. Hundreds of unique panel and glass options are available in our Le Chateau, Artisan or French Door collections. See <https://residential.masonite.com/products/view-order-catalogs/> for details of all of the available designs.

Premium Species

Mahogany features deep, rich color patterns that showcase wood's natural strength.

Fir gives a modern twist by highlighting clean, straight grains.

Maple takes unique to new levels with prominent natural color variations and wandering grains.

Chemical-Free

Torrefaction is an all natural, chemical-free technology. By heating our wood slowly, we eliminate the possibility to warp, twist, rot or delaminate. Masonite pushes past the surface to ensure every ounce of the wood is structurally stable and ready to stand the test of time.



TORREFIED MAHOGANY

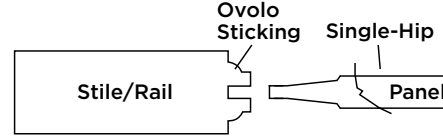
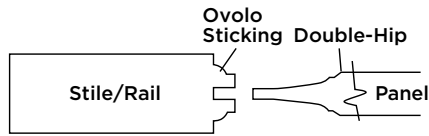
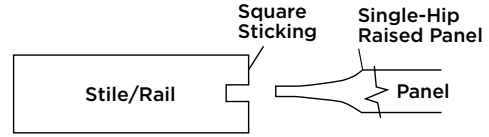
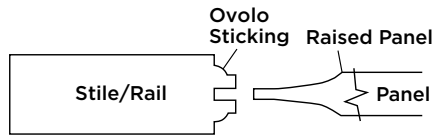
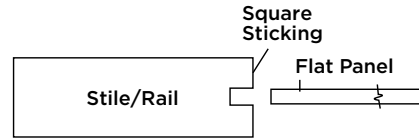
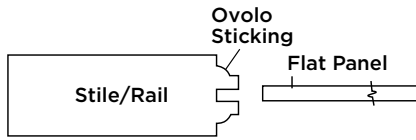


TORREFIED FIR



TORREFIED MAPLE

Panel & Sticking Options



PANEL STANDARDS	1-3/8" Door	1-3/4" Door	Construction
Flat Panel	standard: 1/2" upgrades: 3/4"	standard: 1/2" upgrades: 3/4"	standard: veneered * upgrades: solid available most models
Raised Panel	standard: 3/4" upgrades: 1-1/8"	standard (interior): 3/4" standard (exterior) & upgrades: 1-1/8"	standard: veneered * upgrades: solid available most models
Single-Hip Panel	9/16"	9/16"	Solid
Double-Hip panel	standard: 3/4" upgrades: 1-1/8"	standard (interior): 3/4" standard (exterior) & upgrades: 1-1/8"	Solid

*Knotty Alder standard is solid and not available in raised panel

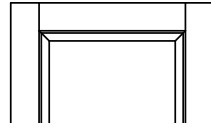
Design Details



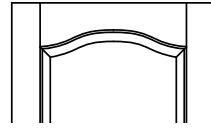
DOOR TOPS

► Complement your home's unique architectural details with distinct door tops. Choose from straight-top, semi-circular or arched-top options.

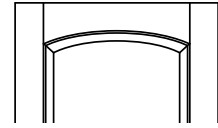
*NOTE: Round-round and half-round round are not available in Torrefied.




STANDARD



CLASSIQUE



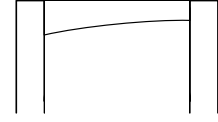
ARCH



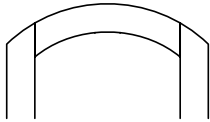
SEGMENT



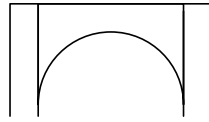
HALF CLASSIQUE



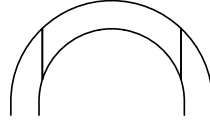
HALF-ARCH



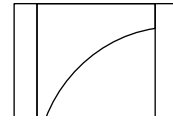
ARCH-ARCH



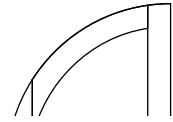
ROUND



ROUND-ROUND*



HALF-ROUND

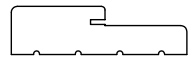


HALF-ROUND ROUND*

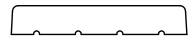
INTERIOR JAMBS & EXTERIOR FRAMES



DOUBLE-RABBET JAMB
(4 9/16" & 6 9/16")



SINGLE-RABBET JAMB
(4 9/16" & 6 9/16")



FLAT JAMB
(4 9/16" & 6 9/16")

JAMB OPTIONS	All Square Tops (Arch, Half-arch, Classique, Half Classique and Round top rails)	All Rounded Tops (Segment, Arch-arch, Round-round, Half-round top rails)
	Torrefied	All
Mahogany	Heads and legs available	All
All Other Species	No	All
Fire-Rated	All	All

Performance Options

FIRE RATING

HIGH PERFORMANCE

Masonite carries a full line of fire-rated doors and jambs. They range from 20- (negative and positive), 60- and 90-minute/rated models in sizes up to 4/0 width and 8/0 height and are available in a range of custom sizes and designs, with either a primed paint finish or a choice of 15 different species of stain-grade.

Benefit from the advantages of using a single source for all your fire-rated door requirements. It's no longer a choice between form and function because Masonite's fire-rated door products afford your clients the peace of mind they need and the great looks they want.

FIRE-RATED DOOR SPECIFICATIONS

RATING	CAT.	MAXIMUM SIZE OPENING				PANEL PROFILE	PREFIT	AVAILABLE TOP RAIL SELECTION	STANDARDS COMPLIANCE
		Single		Double					
		W	H	W	H				
20-minute	A	48"	96"	84"	96"	Flat, Raised (SH), V-Groove (SH & DH)	0°: Prefit ≤ ¼" 3°: 3°-0" only	Square top door only with arched, classique or round-round panel	Both positive and neutral, UL 10(c), UBC 7-2 (1997) Part 1, NFPA 252, ASTM E2074-00
	B	48"	96"	-	-				
60-minute	A	48"	96"	84"	96"		0°: Prefit ≤ ¼" 3°: 3°-0" only		
90-minute	A	48"	96"	-	-		Square top door only with arched, classique or round-round panel	Both positive and neutral, UL 10(c), UBC 7-2 (1997) Part 1, NFPA 252, ASTM E2074-01, ASTM E152-81a	

Category A: Masonite's category A doors are manufactured with a sealing system concealed into the edges of the door. This means that no additional edge-sealing system is required between the door and frame.

Category B: These doors require an additional edge-sealing system between the door and frame.



Warranty Summary

	Interior Doors	Exterior Doors	Exterior Doors Torrefied Species
Warp	1 Year	1 Year	20 Years
Panel Splits & Stile and Rail Separation	1 Year	1 Year	20 Years
Delaminations of Stiles / Rails	1 Year	1 Year	20 Years
Rotting	NONE	NONE	20 Years
Insulated Glass	N/A	N/A	20 Years
Masonite-Applied Coatings	1 Year	1 Year	1 Year
Non-Masonite-Applied Coatings	NONE	NONE	NONE



Door: C55 w/ Glazing / Stain: Dark Walnut / Species: Maple / Glass: Frosted

Care & Finishing

Failure to follow any portion of these instructions voids any manufacturer warranty. These instructions may be updated from time to time. The most updated version is available on Masonite.com.

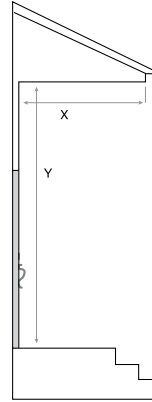
HANDLING AND STORAGE

1. Do not walk on or drag doors and handle with clean gloves.
2. When products are received, they must be inspected immediately for quality, including correct size, machining, and finish (if factory finished).
3. Unfinished doors and frames must be finished within 3 days of delivery to job site with a national brand interior or exterior grade paint or stain.
4. Prior to installation, the door/unit shall be stored so that it is not exposed to the elements or allowed to sit in a damp area or standing water (must be between 25% - 55% relative humidity and 50 degrees F (10 degrees C) - 90 degrees F (32 degrees C)).
5. When storing door slabs, keep the doors stacked horizontally and fully supported on a level surface. Do not lean the doors vertically against a wall or other structure. When stacking doors, keep the top door covered at all times with a cover sheet, plywood or cardboard.
6. Masonite ships certain products with spacers. In order to prevent product distortion, it is required that the packaging spacers remain until the product is removed to be hung.
7. Pre-hung door units should be stored vertically and secured to avoid accidentally falling over.

HANGING

1. Leave one-eighth of an inch (1/8") between the door and jamb to allow for seasonal variance.
2. The maximum amount to cut off the height is one (1) inch with a maximum of:
 - a. One-half (.5) inch off of the top
 - b. One (1) inch off of the bottom
3. The maximum amount allowed for trimming the edges is one-half (.5) inch, one-quarter (.25) from either side.
4. Doors that are less than 7' tall must have three (3) hinges. Doors above 7' tall must have four (4) hinges and a multi-point locking system is recommended.
5. Screw holes must be pre-drilled to prevent splitting and stripping.
6. All drill bits and blades must be sharp to prevent splitting and cracking.
7. Unless a Torrefied species is chosen, all Masonite Exterior Wood doors must be protected from the

elements as described below. Sun, rain and snow can break down the finish on your door and cause performance issues so the doors must be installed in accordance with the industry standards as shown below. Failure to follow these steps voids manufacturer warranty.



- a. If your door faces north or east, the minimum required overhang is equal to one half of the distance from the sill to the overhang. If your door faces south or west, the minimum overhang requirement is equal to the distance from the sill to the overhang. See illustration.
- b. North or East $X = \frac{1}{2} Y$
- c. South or West $X = Y$
- d. Where X is the length of the overhang required and Y is the distance from the bottom of the door to the base of the overhang.

8. Do not hang inside of a non-vented storm door as this will cause heat build-up and void the manufacturer warranty.

PREPARATION FOR FINISHING

1. Machine and hang the door before finishing, assuring a proper fit. Then remove the door slab from its opening to properly finish. Finish immediately after this step.
2. Doors must be sealed prior to installation of hardware or exposure to moisture and weather. Apply finish behind hinges in bores and mortises.
3. All doors must be sanded prior to finishing. For wood grained finishes, wiping the entire door with a damp cloth prior to sanding will produce the smoothest finish. Sand the entire surface by hand using 220 grit sand paper. This is to remove handling marks, fingerprints, and residues that may prevent a satisfactory finish. Dark stains tend to magnify blemishes and variations in wood grain. If you are staining your door a dark color, extra care needs to be given during the preparation process. This may include the need to closely inspect the door for any imperfections, dirt, residue and glue. Additional sanding may be required to assure a high quality finish.
4. Clean the door thoroughly with a dry or tacky cloth to remove all dust and foreign materials. Do not use compressed air (as water may be in the lines) or abrasive or caustic cleaners on the door.
5. It is the finisher's responsibility to assure all glass is protected prior to finishing by properly

covering glass before applying paint or stain.

e. Masonite Exterior Wood doors should be cap beaded with silicone around all panels.

FINISHING, USING STAIN

1. Staining should be done in three phases: application of wood conditioner, stain (if desired for color) and 3 layers of or topcoat. These should be performed using wood conditioner, stain, and topcoat from a national brand that are selected so that they are designed to work together and by following the instructions for each product. For exterior applications, a spar varnish topcoat with UV protection is strongly recommended.
2. Other requirements for your Masonite Wood Doors:
 - a. All six (6) sides of the door must be finished. The edges (top, bottom and sides) should be coated with each and every coat that is applied to the face of the door.
 - b. Doors must be lightly sanded with the grain of the wood, cleaned, and allowed to dry before each step in finishing.
 - c. Make sure stain gets into all joints, including around lites and panels.
 - d. Closely inspect doors for consistent color after applying stain and before applying topcoat. Note that wood is a naturally occurring substance so no color match will be perfect. This is not a defect.
 - e. Immediately remove tape or protective film on glass after applying final layer of topcoat. Do not use razors on glass as this may scratch the glass.
 - f. Masonite Exterior Wood doors should be cap beaded with silicone around all panels.

FINISHING, USING PAINT

1. Painting should be done in two phases: application of two (2) coats of primer and two (2) coats of paint. These should be performed using primer and paint from a national brand that are selected so that they are designed to work together and by following the instructions for each product. For exterior applications, a marine-grade paint is strongly recommended.
2. Other requirements for your Masonite Wood Doors:
 - a. All six (6) sides of the door must be finished. The edges (top, bottom and sides) should be coated with each and every coat that is applied to the face of the door.
 - b. Doors must be allowed to dry before each step in finishing.
 - c. Make sure primer and paint gets into all joints, including around lites and panels.
 - d. Immediately remove tape or protective film on glass after painting. Do not use razors on glass as this may scratch the glass.

MAINTENANCE


1. Simple, periodic maintenance is required to keep your door looking fresh and operating properly. There is no set schedule for maintenance including refinishing, but here are signs that can be seen in the finish that indicate maintenance is needed:
 - a. Hairline cracks
 - b. Color changes
 - c. Flaking or scaling
 - d. Dullness or chalkiness
 - e. Cracked paint or varnish at component joints
 - f. Darkening areas of the wood grain
 - g. Scratches, mars or physical damage of the finishing
2. General timing guidelines follow:
 - a. Penetrating oil stains are easy to apply with a wipe-on application but will provide a maximum of 1-year protection before these will need to be reapplied even with additional top coats of varnish.
 - b. Pigmented stain exterior varnishes (spar varnishes) will take 2 - 4 coats but may last two to three years.
 - c. The life of an exterior paint or varnish will depend on its exposure to high humidity, precipitation, and direct sunlight. Exterior finishes may last 2-3 years under ideal conditions and protection, but if exposed to frequent direct sunlight the finish can start to deteriorate within the first year.

REMINDERS AND TIPS

1. Do not use dark colored stains or paints on doors exposed to sunlight, as some expansion and contraction of doors may occur and accelerates the breakdown of finishes causing more frequent maintenance. Doing this will void any manufacturer warranty.
2. Wood is a naturally occurring product. Color and grain variations are part of the beauty of wood and are not defects. Wood doors will also fade in color over time. This will be accelerated with sun and water exposure and will be most apparent on dark wood types. Finishing with UV resistant finishing will help delay, but not completely remove, this effect.
3. Glass cleanup. Do not use a razor blade to clean glass. Standard glass cleaners can be used to clean smooth surfaces. For textured surfaces, paint thinner or a melamine sponge eraser can be used.



1-800-663-DOOR
9am to 5pm / Monday through Friday, EST
masonite.com



Cover: Door: 809
7 lite White Laminate Glass
Specie: Fir with Clear Coat

Back Cover: Door: C22 / Specie: Knotty Alder

⚠ WARNING: This product can expose you to chemicals including wood dust, which is known to the State of California to cause cancer. For more information go to www.P65Warnings.ca.gov.

MIC-19061 / MA-WDCAT-PR220